

CLASSIC SQUARE

Chocolate Showcase

STANDARD FEATURES

- Stainless steel insulated body with tubular painted galvanized chassis
- Dixell digital controller
- Air cooled condensing unit
- Temperature front and side glass single pane with anti-fog serigraph
- Tilt back front glass
- LED lighting
- Plexiglass sliding doors
- Stainless steel work bench
- Humidity control system
- Cases ship standard unfinished front and stainless steel skin sides

OPTIONS

- Marble/Granite work counter
- RAL color finish/wood laminate
- Roll down curtain
- Remote/water cooled unit
- Matching front cabinetry counters with top glass
- Stainless steel step up deck shelf
- Cold storage option with static refrigeration and separate control
- Casters



CLASSIC SQUARE CHOCOLATE					
TECHNICAL FEATURES		MODELS			
		CLASSIC SC1000	CLASSIC SC1500	CLASSIC SC2000	CLASSIC SC2500
External Dimensions (L-D-H)	Inches	*39 3/8" - 38 1/16" - 52 3/8"	*59 1/8" - 38 1/16" - 52 3/8"	*78 3/4" - 38 1/16" - 52 3/8"	*98 7/16" - 38 1/16" - 52 3/8"
	MM	*1000 - 967 - 1330	*1500 - 967 - 1330	*2000 - 967 - 1330	*2500 - 967 - 1330
Crated Dimensions (L-D-H)	Inches	44" - 44" - 58"	65" - 44" - 58"	84 3/4" - 44" - 58"	104" - 44" - 58"
	MM	1100 - 1100 - 1473	1600 - 1100 - 1473	2100 - 1100 - 1473	2641 - 1100 - 1473
Power Supply	(V)	208-220V	208-220V	208-220V	208-220V
BTU'S @ +35°F Evap	BTU'S	1600 BTU'S	2016 BTU'S	2560 BTU'S	3072 BTU'S
Amperage	(A)	5A	5.5A	8.5A	8.6A
Humidity Control	%	35-75%	35-75%	35-75%	35-75%
Deck Operating Temperature*	°F	57°F	57°F	57°F	57°F
Net Weights	Kg/Lb	147Kgs / 323Lbs	186Kgs / 410Lbs	224Kgs / 492Lbs	271Kgs / 596Lbs
Crated Weights	Kg/Lb	157Kgs / 297Lbs	200Kgs / 440Lbs	239Kgs / 526Lbs	291Kgs / 640Lbs

* DIMENSIONS ARE WITHOUT SIDE PANELS

NOTE: ANY AND ALL SHELVES ABOVE THE DECK WILL NOT BE REFRIGERATED ON THESE MODELS

CLASSIC SQUARE CHOCOLATE				
TECHNICAL FEATURES		MODELS		
		CLASSIC SC3000	CLASSIC SCA90C	CLASSIC SCA90SQ
External Dimensions (L-D-H)	Inches	*118 1/8" - 38 1/16" - 52 3/8"	**80 3/4" - 38 1/16" - 52 3/8"	**41 3/16" - 38 1/16" - 52 3/8"
	MM	*3000 - 967 - 1330	**2051 - 967 - 1330	**1047 - 967 - 1330
Crated Dimensions (L-D-H)	Inches	124" - 44" - 58"	86" - 44" - 58"	47" - 44 - 58"
	MM	3149 - 1100 - 1473	2184 - 1100 - 1473	1193 - 1100 - 1473
Power Supply	(V)	208-220V	208-220V	120V
BTU'S @ +35°F Evap	BTU'S	3072 BTU'S	2400 BTU'S	2400 BTU'S
Amperage	(A)	11A	5A	5A
Humidity Control	%	35-75%	35-75%	39°F
Deck Operating Temperature	°F	57°F	57°F	57°F
Net Weights	Kg/Lb	314Kgs / 722Lbs	186Kgs / 410Lbs	186Kgs / 410Lbs
Crated Weights	Kg/Lb	334Kgs / 734Lbs	200Kgs / 440Lbs	200Kgs / 440Lbs

* DIMENSIONS ARE WITHOUT SIDE PANELS ** PLEASE SEE PLAN VIEW FOR ADDITIONAL DIMENSIONS

NOTE: ANY AND ALL SHELVES ABOVE THE DECK WILL NOT BE REFRIGERATED ON THESE MODELS

* Manufacturer reserves the right to change specifications without notice. Not responsible for error and omissions.



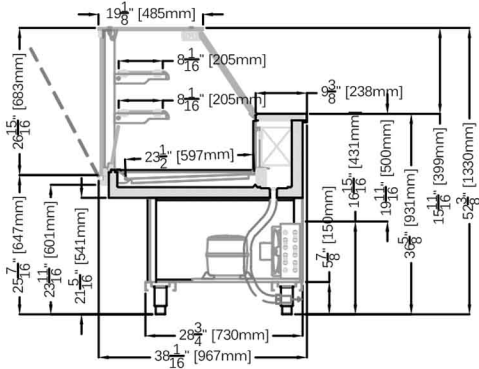
361-367 Beach Road, Burlingame, CA 94010
 Tel: 855.885.2400 | 650.342.2400 | Fax: 650.342.7400
 sales@oscartek.com | www.oscartek.com



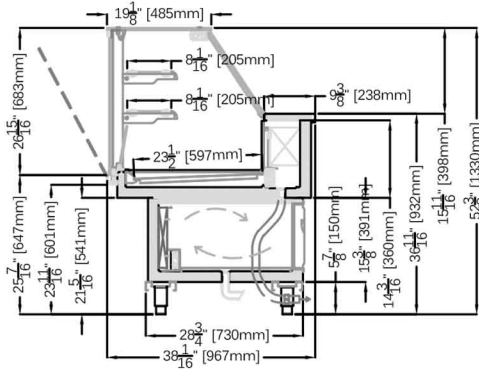
CLASSIC SQUARE

Chocolate Showcase

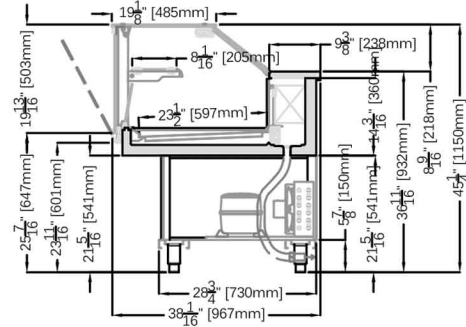
STANDARD



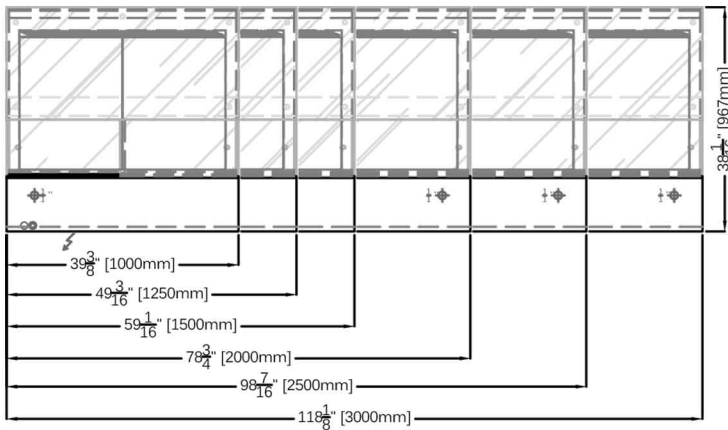
OPTIONAL: COLD STORAGE



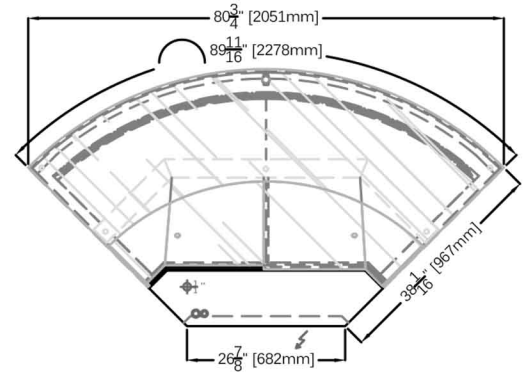
OPTIONAL: 45 1/4\"/>



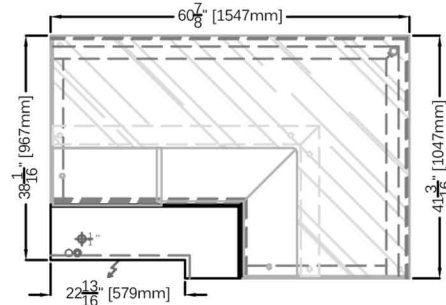
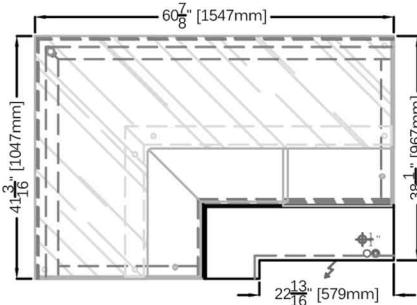
PLAN VIEWS



PLAN VIEW - A90 CURVE FOOTPRINT



PLAN VIEWS - A90 SQUARE FOOTPRINT (LEFT & RIGHT)



ELECTRICAL LEGEND

	REFRIGERATED LINES
	DRAIN
	POWER

* Manufacturer reserves the right to change specifications without notice. Not responsible for error and omissions.



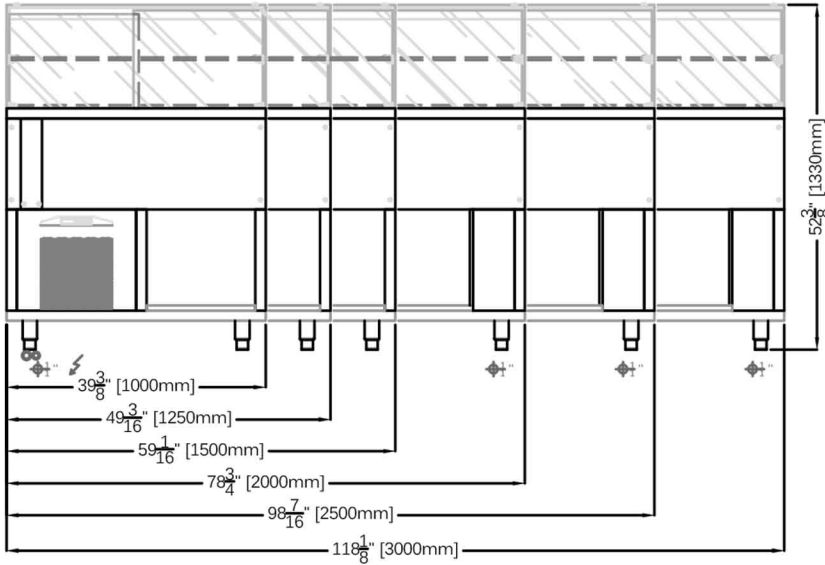
361-367 Beach Road, Burlingame, CA 94010
 Tel: 855.885.2400 | 650.342.2400 | Fax: 650.342.7400
 sales@oscartek.com | www.oscartek.com



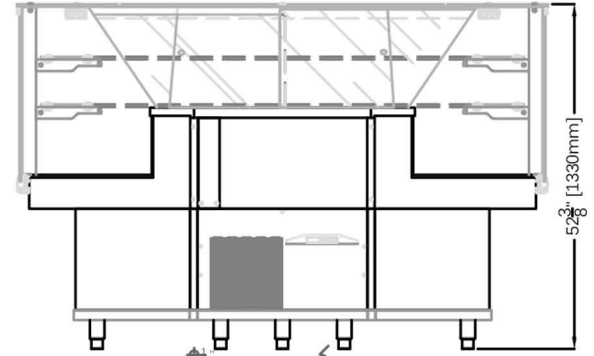
CLASSIC SQUARE

Chocolate Showcase

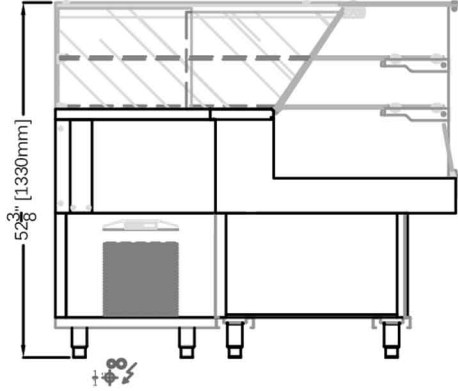
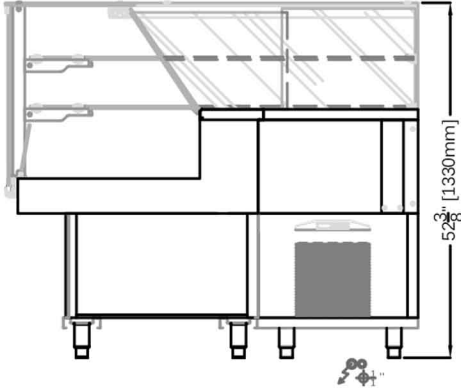
REAR ELEVATIONS (OPERATOR SIDE)



REAR ELEVATION (OPERATOR SIDE)
A90 CURVE FOOTPRINT



REAR ELEVATIONS (OPERATOR SIDE)
A90 SQUARE FOOTPRINT (LEFT & RIGHT)



ELECTRICAL LEGEND

∞	REFRIGERATED LINES
⊕	DRAIN
⚡	POWER

* Manufacturer reserves the right to change specifications without notice. Not responsible for error and omissions.



361-367 Beach Road, Burlingame, CA 94010
 Tel: 855.885.2400 | 650.342.2400 | Fax: 650.342.7400
 sales@oscartek.com | www.oscartek.com

